



LTP	22474.05
R1	22700
R2	22850
S1	22300
S2	22200



LTP	47965
R1	48300
R2	48700
S1	47450
S2	46950

- Nifty close at high forming a positive candle. A positive candle closed above doji followed by Spinning Top is indicating an positive market.
- Till the time Nifty is able to trade above 22200 level buy on dip strategy can be used.

- BNF has closed positive for 3 consecutive day indicating buyers interest. Close above 47400 is indicating strength in the index.
- Till the time BNF is able to sustain above 47200 upside move is expected towards 48000 levels followed by 48700.

Global Market:

Dow Jones Futures (07 Mar) <small>Derived</small>	38,583.08	-76.97	-0.20
S&P 500 (07 Mar) <small>Derived</small>	5,103.61	24.96	0.49
Nasdaq (07 Mar) <small>Derived</small>	16,020.22	80.63	0.51
FTSE (06 Mar)	7,679.31	33.15	0.43
CAC (06 Mar)	7,954.74	21.92	0.28
DAX (06 Mar)	17,716.71	18.31	0.10

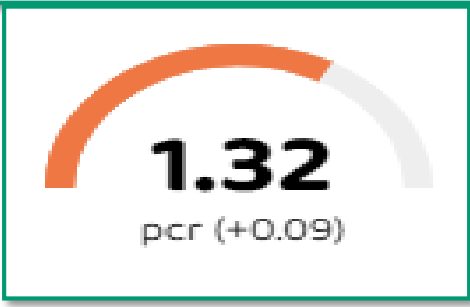
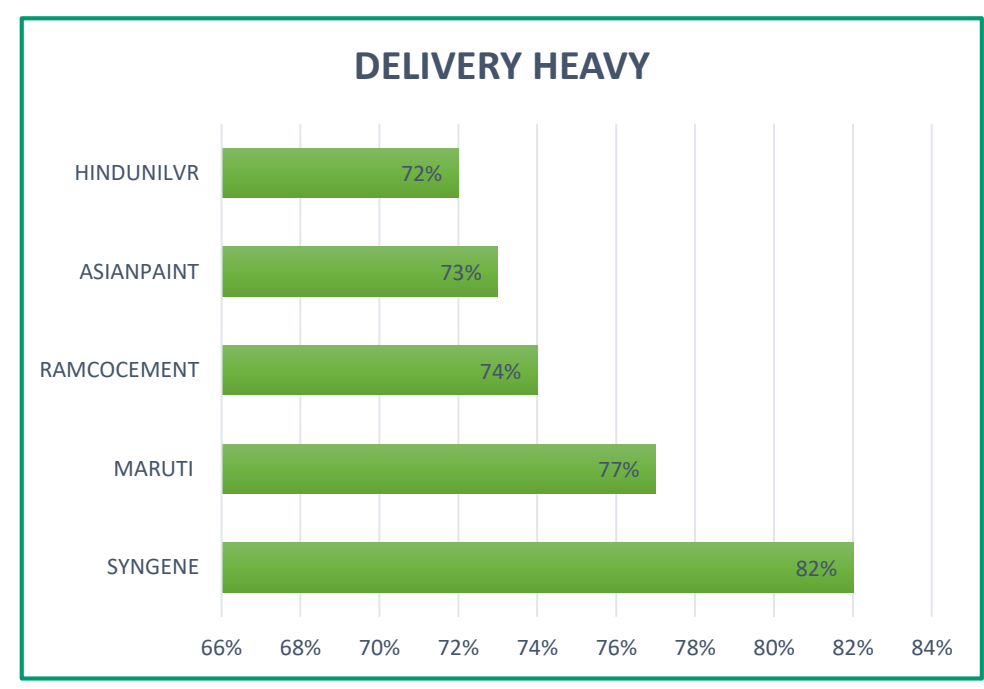
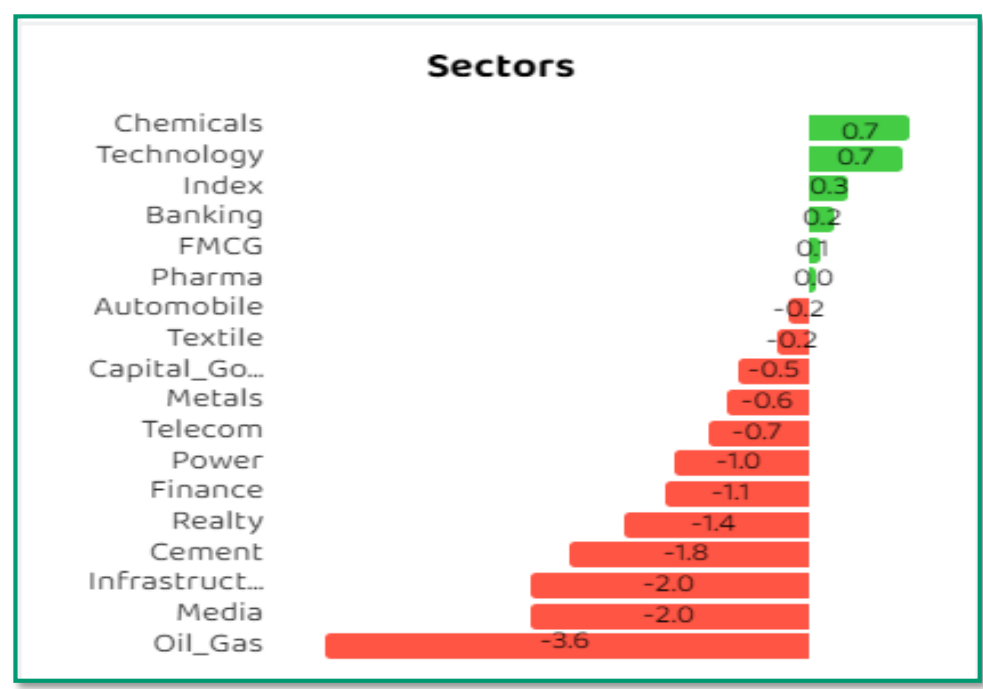
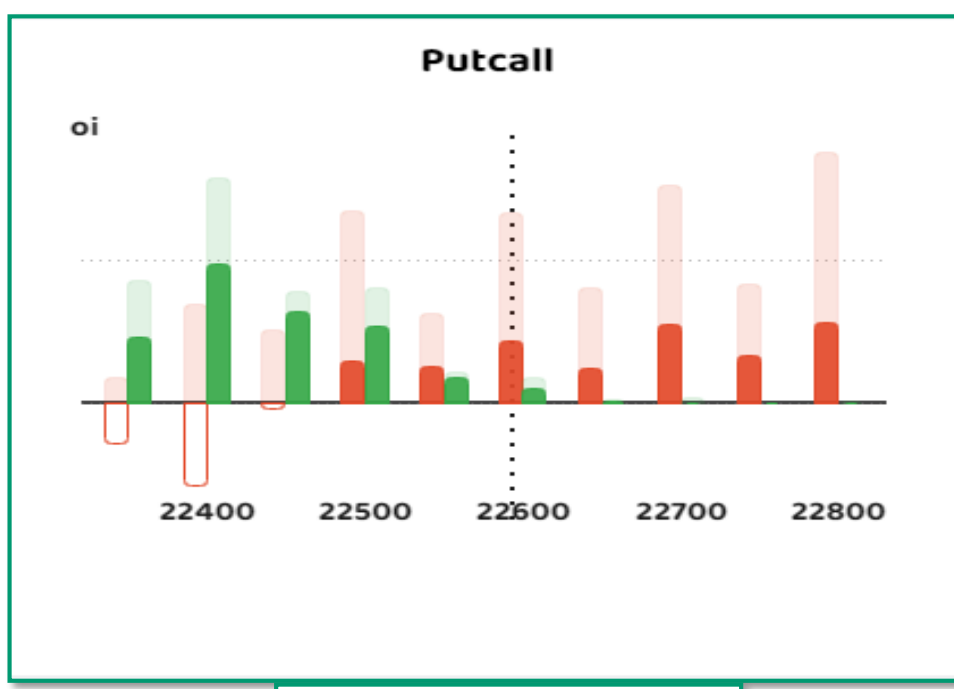
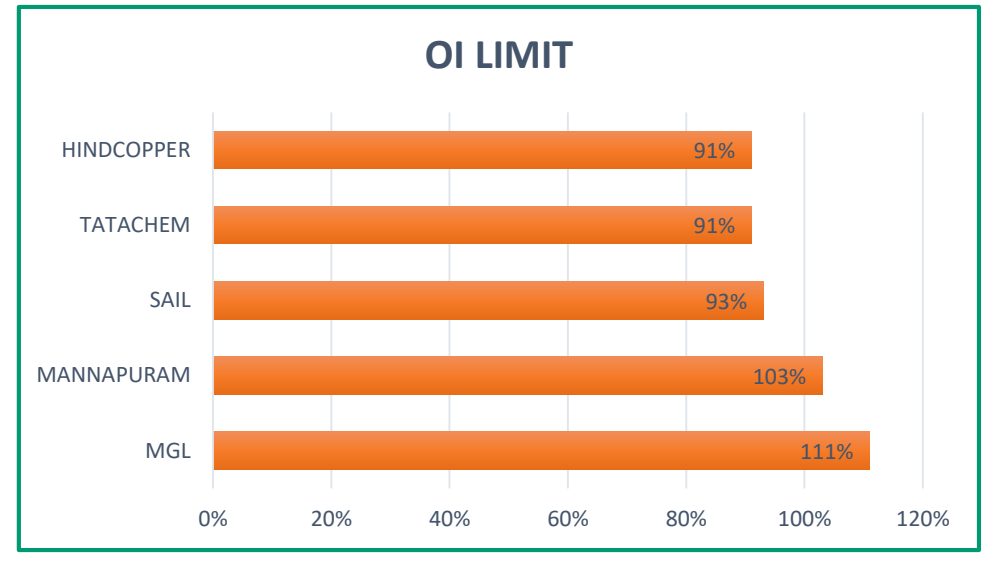
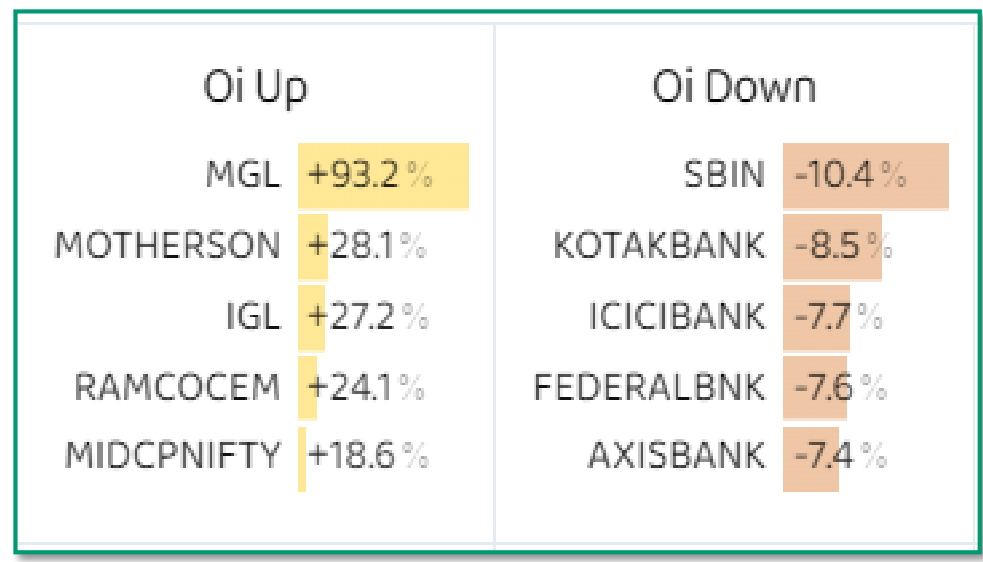
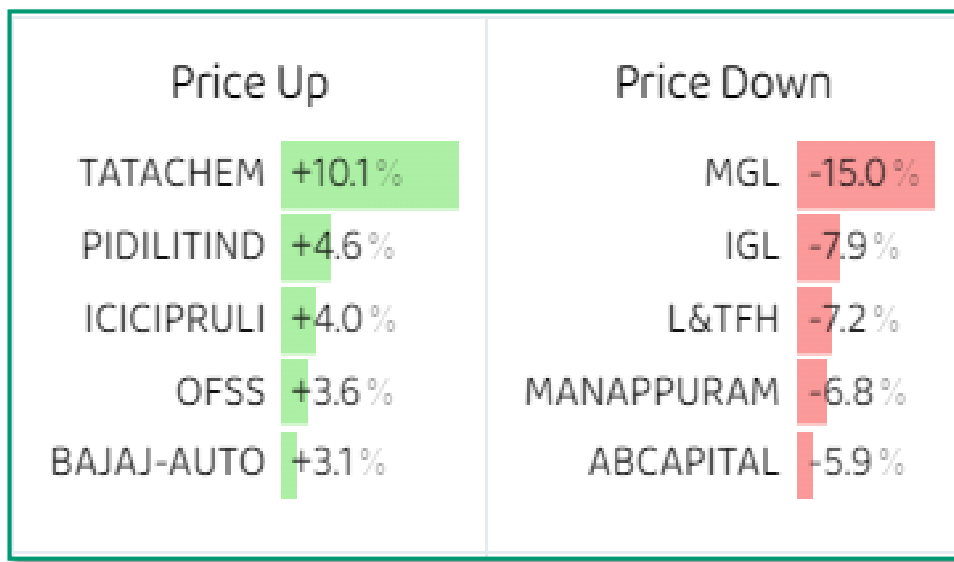
Sentiment Gauge



FII - DII Activities:

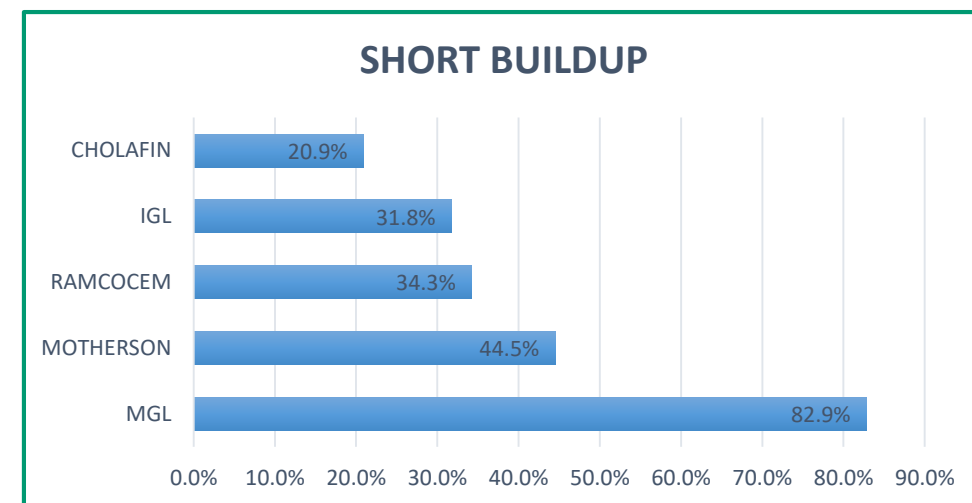
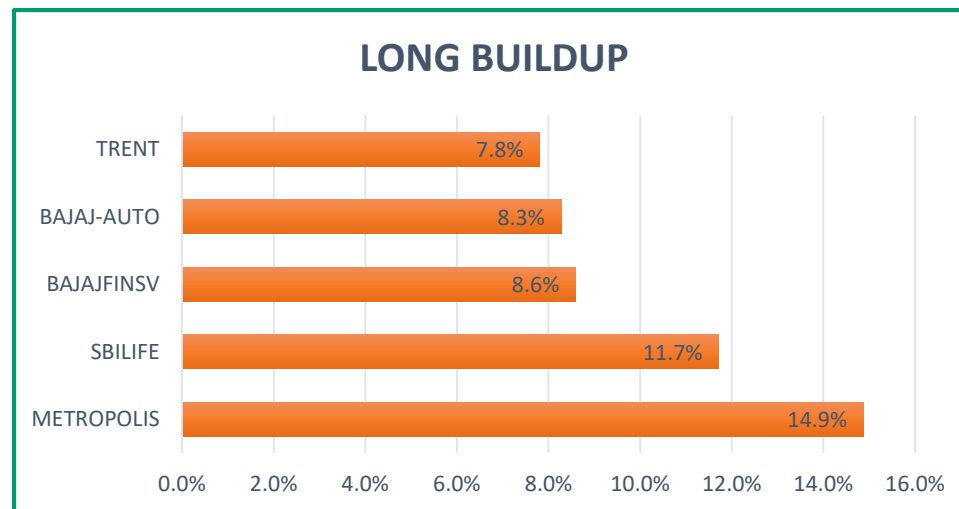
Activity	FII (Cr)	DII (Cr)
Cash	2766.75	2149.88
Future	1396.43	-
Option	-2702.97	-

Morning Note



Advance	Decline	A/D Ratio
78	107	0.72

OI BUILDUP



Economic Calendar

Time	Event	Expected	Previous
18:45:00	EUR- ECB Interest Rate Decision (Mar)	4.50%	4.50%
18:45:00	EUR- Deposit Facility Rate	4.00%	4.00%
18:45:00	EUR- ECB Marginal Lending Facility		4.75%
18:45:00	EUR- ECB Monetary Policy Statement		
19:00:00	USD- Initial Jobless Claims	217K	215K

Call of the day (Cash)



BUY: Axis Bank: Above: 1126 SL : 1110 TP : 1158

Rational: Price has given a breakout of Rising Parallel Channel which is indicating continuation of uptrend. Volume burst indicates aggressive buyer. After a cool of RSI has started moving in the northern direction.

Call of the day (Option)



Positive

Expiry 28th March 24

Bajaj Auto: Sell 1* 8500 CE, Buy 2*8700 CE

Breakeven : 9023, Debit: 122.3, SI: 75.3 TP:

Approx. Risk Per Set : **5912**

Approx. Reward Per Set : 11750

Nifty 50 Snapshot

Script	LTP	CHNG	%CHNG	R1	R2	S1	S2
NIFTY 50	22,474.05	117.75	0.53	22,643	22811.66	22,305.24	22,136.44
BAJAJ-AUTO	8,638.00	286.25	3.43	8,878	9117.527	8,398.24	8,158.47
KOTAKBANK	1,759.70	44	2.56	1,800	1839.641	1,719.73	1,679.76
BHARTIARTL	1,196.60	27.7	2.37	1,221	1246.012	1,171.89	1,147.19
SBILIFE	1,523.65	32.4	2.17	1,549	1574.709	1,498.12	1,472.59
AXISBANK	1,124.00	23.2	2.11	1,149	1174.286	1,098.86	1,073.71
SUNPHARMA	1,605.00	30.8	1.96	1,632	1658.604	1,578.20	1,551.40
HCLTECH	1,648.00	28.65	1.77	1,678	1708.016	1,617.99	1,587.98
M&M	1,972.00	32.75	1.69	2,008	2044.882	1,935.56	1,899.12
DIVISLAB	3,542.00	57.55	1.65	3,612	3681.225	3,472.39	3,402.77
TITAN	3,812.00	61.25	1.63	3,881	3950.549	3,742.73	3,673.45
TATACONSUM	1,219.50	18.9	1.57	1,239	1258.757	1,199.87	1,180.24
HEROMOTOCO	4,645.00	55	1.2	4,715	4784.43	4,575.29	4,505.57
TCS	4,058.00	45.9	1.14	4,129	4200.38	3,986.81	3,915.62
HDFCLIFE	614	6.3	1.04	623	631.302	605.35	596.70
LT	3,649.00	36.4	1.01	3,690	3730.878	3,608.06	3,567.12
ICICIBANK	1,099.00	10.95	1.01	1,123	1146.288	1,075.36	1,051.71
CIPLA	1,488.00	14.55	0.99	1,514	1540.171	1,461.91	1,435.83
HINDALCO	527.2	5.1	0.98	536	544.401	518.60	510.00
BRITANNIA	4,865.00	39.35	0.82	4,926	4987.841	4,803.58	4,742.16
INFY	1,618.50	12	0.75	1,646	1673.944	1,590.78	1,563.06
LTIM	5,169.00	37.45	0.73	5,236	5303.239	5,101.88	5,034.76
INDUSINDBK	1,551.00	8.55	0.55	1,570	1588.344	1,532.33	1,513.66
ASIANPAINT	2,834.00	13.6	0.48	2,874	2914.385	2,793.81	2,753.61
GRASIM	2,242.00	10.5	0.47	2,278	2313.554	2,206.22	2,170.45

07th March 24

Morning Note



Script	LTP	CHNG	%CHNG	R1	R2	S1	S2
ITC	407.95	1.8	0.44	414	419.4185	402.22	396.48
BAJAJFINSV	1,556.00	5.5	0.35	1,575	1594.538	1,536.73	1,517.46
DRREDDY	6,323.65	20.35	0.32	6,418	6512.366	6,229.29	6,134.93
EICHERMOT	3,800.00	8.1	0.21	3,850	3899.995	3,750.00	3,700.01
HDFCBANK	1,442.85	2	0.14	1,457	1470.175	1,429.19	1,415.52
RELIANCE	3,002.85	2.45	0.08	3,041	3080.105	2,964.22	2,925.59
WIPRO	513.7	0.4	0.08	524	534.7176	503.19	492.68
COALINDIA	461	0.35	0.08	475	488.7096	447.15	433.29
UPL	474.6	0.35	0.07	484	492.7084	465.55	456.49
APOLLOHOSP	6,064.05	2.95	0.05	6,153	6242.236	5,974.96	5,885.86
HINDUNILVR	2,400.00	0.15	0.01	2,422	2444.781	2,377.61	2,355.22
SBIN	783.7	-0.25	-0.03	795	805.3517	772.87	762.05
TATASTEEL	151.75	-0.1	-0.07	155	158.1574	148.55	145.34
TECHM	1,271.00	-1.5	-0.12	1,288	1304.181	1,254.41	1,237.82
NESTLEIND	2,534.55	-4.1	-0.16	2,570	2606.286	2,498.68	2,462.81
BAJFINANCE	6,307.95	-16.3	-0.26	6,419	6529.2	6,197.33	6,086.70
TATAMOTORS	1,018.30	-3.6	-0.35	1,032	1045.812	1,004.54	990.79
POWERGRID	293.85	-1.15	-0.39	300	306.1131	287.72	281.59
JSWSTEEL	813.5	-5.8	-0.71	829	845.1936	797.65	781.81
MARUTI	11,577.85	-92.75	-0.79	11,694	11810.65	11,461.45	11,345.05
ADANIPTS	1,325.90	-12.4	-0.93	1,355	1383.249	1,297.23	1,268.55
ONGC	280.5	-3.25	-1.15	288	296.3691	272.57	264.63
BPCL	636.5	-8.6	-1.33	654	671.6351	618.93	601.36
ULTRACEMCO	9,658.00	-180.35	-1.83	9,927	10195.4	9,389.30	9,120.60
NTPC	351.5	-6.75	-1.88	362	372.6432	340.93	330.36
ADANIEN	3,238.00	-72.2	-2.18	3,340	3442.179	3,135.91	3,033.82

Kunal N Kamble
Sr.Technical Research Analyst

Disclosure:

Bonanza Portfolio Ltd here by declares that views expressed in this report accurately reflect view point with subject to companies/securities. Bonanza Portfolio Ltd is responsible for the preparation of this research report and has taken reasonable care to achieve and maintain independence and objectivity in making any recommendations. Bonanza Portfolio Ltd or its associates or Analyst or his relatives may or may not hold beneficial ownership of 1% or more in the subject company at the end of the month immediately preceding the date of publication of this research report.

Bonanza Portfolio Ltd operates under the regulation of SEBI RegnNo.INH100001666

Disclaimer:

This research report has been published by Bonanza portfolio Ltd and is meant solely for use by the recipient and is not for circulation. This document is for information purposes only and information / opinions/ views are not meant to serve as a professional investment guide for the readers. Reasonable care has been taken to ensure that information given at the time believed to be fair and correct and opinions based thereupon are reasonable, due to the nature of research it cannot be warranted or represented that it is accurate or complete and it should not be relied upon as such. If this report is inadvertently send or has reached to any individual, same may be ignored and brought to the attention of the sender. Preparation of this research report does not constitute a personal recommendation or take into account the particular investment objectives, financials situations, and or needs of individual clients. Past performance is not a guide for future performance. This Report has been prepared on the basis of publicly available information, internally developed data and other sources believed by Bonanza portfolio Ltd to be reliable. This report should not be taken as the only base for any market transaction; however this data is representation of one of the support document among other market risk criterion. The market participant can have an idea of risk involved to use this information as the only source for any market related activity. The distribution of this report in definite jurisdictions may be restricted by law, and persons in whose custody this report comes, should observe, any such restrictions. The revelation of interest statements integrated in this analysis are provided exclusively to improve & enhance the transparency and should not be treated as endorsement of the views expressed in the analysis. The price and value of the investments referred to in this report and the income from them may go down as well as up. Bonanza portfolio Ltd or its directors, employees, affiliates or representatives do not assume any responsibility for, or war rant the accuracy, completeness, adequacy and reliability of such information / opinions / views. While due care has been taken to ensure that the disclosures and opinions given are fair and reasonable, none of the directors, employees, affiliates or representatives of Bonanza portfolio Ltd shall be liable. Research report may differ between Bonanza portfolio Ltd RAs and other companies on account of differences in, personal judgment and difference in time horizons for which recommendations are made. Research entity has not been engaged in market making activity for the subject company. Research analyst has not served as an officer, director or employee of the subject company. Research analyst have not received any compensation/benefits from the Subject Company or third party in connection with the research report

Bonanza Portfolio Ltd .Bonanza House, PlotNo.M-2, Cama Industrial Estate. Walbhat Road ,Goregaon(E),Mumbai–400063Website:<https://www.bonanzaonline.com>

SEBIRegn.No.:INZ000212137

BSECM:INB011110237 | BSEF&O:INF011110237 | MSEI: INE260637836

|CDSL:a)12033500|

NSDL:a)IN301477 | b)IN301688(Delhi) | PMS:INP000000985 | AMFI:ARN-0186